

# TISCA WATER POLO - 2018

## EAST REGION II

District 21, Girls				Won	Lost	%	District 21, Boys				Won	Lost	%
CyCREEK	5	0	1.000%				CyWOODS	4	1	0.800%			
Cy-FAIR	4	1	0.800%				CyCREEK	4	1	0.800%			
CyWOODS	3	2	0.600%				Cy-FAIR	4	1	0.800%			
BRIDGELAND	2	3	0.400%				CyRANCH	2	3	0.400%			
Cy-FALLS	1	4	0.200%				Cy-FALLS	2	3	0.400%			
CyRANCH	0	5	0.000%				BRIDGELAND	0	5	0.000%			
District 22, Girls				Won	Lost	%	District 22, Boys				Won	Lost	%
JERSEY VILLAGE	5	0	1.000%				JERSEY VILLAGE	5	0	1.000%			
LANGHAM CREEK	4	1	0.800%				CyRIDGE	3	2	0.600%			
CyLAKES	3	2	0.600%				CySPRINGS	3	2	0.600%			
CySPRINGS	2	3	0.400%				Tomball MEMORIAL	2	3	0.400%			
CyRIDGE	1	4	0.200%				CyLAKES	2	3	0.400%			
Tomball MEMORIAL	0	5	0.000%				LANGHAM CREEK	0	5	0.000%			
District 23, Girls				Won	Lost	%	District 23, Boys				Won	Lost	%
the WOODLAND's	5	0	1.000%				WESTSIDE	5	0	1.000%			
TOMBALL	4	1	0.800%				the WOODLAND's	4	1	0.800%			
CONROE	3	2	0.600%				CONROE	3	2	0.600%			
COLLEGE PARK	2	3	0.400%				COLLEGE PARK	2	3	0.400%			
WESTSIDE	1	4	0.200%				TOMBALL	1	4	0.200%			
OAK RIDGE	0	5	0.000%				OAK RIDGE	0	5	0.000%			
District 24, Girls				Won	Lost	%	District 24, Boys				Won	Lost	%
St. AGNES	4	0	1.000%				MEMORIAL	4	0	1.000%			
LAMAR	3	1	0.750%				JESUIT	3	1	0.750%			
MEMORIAL	2	2	0.500%				LAMAR	2	2	0.500%			
STRATFORD	1	3	0.250%				STRATFORD	1	3	0.250%			
CHAVEZ	0	4	0.000%				CHAVEZ	0	4	0.000%			

## SOUTH REGION III

District 31, Girls				Won	Lost	%	District 31, Boys				Won	Lost	%
CLEAR BROOK	5	0	1.000%				CLEAR BROOK	5	0	1.000%			
CLEAR LAKE	4	1	0.800%				CLEAR LAKE	4	1	0.800%			
STERLING	3	2	0.600%				STERLING	2	3	0.400%			
NORTH SHORE	1	4	0.200%				NORTH SHORE	2	3	0.400%			
LaPORTE	1	4	0.200%				LaPORTE	1	4	0.200%			
DEER PARK	1	4	0.200%				DEER PARK	1	4	0.200%			
District 32, Girls				Won	Lost	%	District 32, Boys				Won	Lost	%
FRIENDSWOOD	3	1	0.750%				FRIENDSWOOD	4	0	1.000%			
CLEAR FALLS	3	1	0.750%				CLEAR CREEK	3	1	0.750%			
CLEAR CREEK	3	1	0.750%				CLEAR FALLS	2	2	0.500%			
Galvez BALL	1	3	0.250%				Galvez BALL	1	3	0.250%			
TEXAS CITY	0	4	0.000%				TEXAS CITY	0	4	0.000%			
District 33, Girls				Won	Lost	%	District 33, Boys				Won	Lost	%
PEARLAND	4	0	1.000%				PEARLAND	4	0	1.000%			
CLEAR SPRINGS	3	1	0.750%				CLEAR SPRINGS	3	1	0.750%			
DAWSON	2	2	0.500%				DAWSON	2	2	0.500%			
SHADOW CREEK	1	3	0.250%				DOBIE	1	3	0.250%			
DOBIE	0	4	0.000%				SHADOW CREEK	0	4	0.000%			
District 34, Girls				Won	Lost	%	District 34, Boys				Won	Lost	%
FOSTER	4	0	1.000%				FOSTER	4	0	1.000%			
BRAZOSWOOD	3	1	0.750%				BRAZOSWOOD	3	1	0.750%			
ALVIN	2	2	0.500%				ALVIN	2	2	0.500%			
ANGLETON	1	3	0.250%				ANGLETON	1	3	0.250%			
VICTORIA ISD*	0	4	0.000%				VICTORIA ISD*	0	4	0.000%			

# T.I.S.C.A. WATER POLO - 2018

## EAST REGION II

District 21, Girls	BRIDGELAND	CyCREEK	CyFAIR	CyFALLS	CyRANCH	CyWOODS	Record
<b>BRIDGELAND</b>		3-17	7-17	11-7	8-6	6-9	2 - 3
<b>CyCREEK</b>	17-3		11-3	16-3	12-2	13-6	5 - 0
<b>Cy-FAIR</b>	17-7	3-11		12-3	12-8	6-1	4 - 1
<b>Cy-FALLS</b>	7-11	3-16	3-12		13-7	5-12	1 - 4
<b>CyRANCH</b>	6-8	2-12	8-12	7-13		3-11	0 - 5
<b>CyWOODS</b>	9-6	6-13	1-6	12-5	11-3		3 - 2

District 22, Girls	CyLAKES	CyRIDGE	CySPRINGS	JERSEY VILLAGE	LANGHAM CREEK	Tomball MEMORIA I	Record
<b>CyLAKES</b>		18-6	14-0	5-17	4-9	15-6	3 - 2
<b>CyRIDGE</b>	6-18		6-12	2-11	2-12	12-5	1 - 4
<b>CySPRINGS</b>	0-14	12-6		3-13	0-12	8-7	2 - 3
<b>JERSEY VILLAGE</b>	17-5	11-2	13-3		11-6	12-0	5 - 0
<b>LANGHAM CREEK</b>	9-4	12-2	12-0	6-11		12-2	4 - 1
<b>Tomball MEMORIA I</b>	6-15	5-12	7-8	0-12	2-12		0 - 5

District 23, Girls	COLLEGE PARK	CONROE	OAK RIDGE	TOMBALL	WESTSIDE	WOODLAND'S	Record
<b>COLLEGE PARK</b>		4-7	9-3	3-6	6-3	1-10	2 - 3
<b>CONROE</b>	7-4		7-4	4-6	8-6	3-17	3 - 2
<b>OAK RIDGE</b>	3-9	4-7		4-7	6-8	2-12	0 - 5
<b>TOMBALL</b>	6-3	6-4	7-4		11-7	4-12	4 - 1
<b>WESTSIDE</b>	3-6	6-8	8-6	7-11		5-11	1 - 4
<b>the WOODLAND'S</b>	10-1	17-3	12-2	12-4	11-5		5 - 0

District 24, Girls	CHAVEZ	LAMAR	MEMORIAL	St. AGNES	STRATFORD	Record
<b>CHAVEZ</b>		4-16	0-5	0-8	0-5	0 - 4
<b>LAMAR</b>	16-4		8-1	2-9	9-5	3 - 1
<b>MEMORIAL</b>	5-0	1-8		1-5	13-0	2 - 2
<b>St. AGNES</b>	8-0	9-2	5-1		13-1	4 - 0
<b>STRATFORD</b>	5-0	5-9	0-13	1-13		1 - 3

District 21, Boys	BRIDGELAND	CyCREEK	CyFAIR	CyFALLS	CyRANCH	CyWOODS	Record
<b>BRIDGELAND</b>		1-12	5-25	5-8	5-14	2-12	0 - 5
<b>CyCREEK</b>	12-1		8-6	16-7	8-5	1-5	4 - 1
<b>Cy-FAIR</b>	25-5	6-8		20-10	19-6	9-8	4 - 1
<b>Cy-FALLS</b>	8-5	7-16	10-20		7-14	3-17	2 - 3
<b>CyRANCH</b>	14-5	5-8	6-19	14-7		3-8	2 - 3
<b>CyWOODS</b>	12-2	5-1	8-9	17-3	8-3		4 - 1

District 22, Boys	CyLAKES	CyRIDGE	CySPRINGS	JERSEY VILLAGE	LANGHAM CREEK	Tomball MEMORIA I	Record
<b>CyLAKES</b>		8-4	5-6	0-8	12-2	10-11	2 - 3
<b>CyRIDGE</b>	4-8		6-5	1-13	15-4	5-4	3 - 2
<b>CySPRINGS</b>	6-5	5-6		9-11	18-3	12-9	3 - 2
<b>JERSEY VILLAGE</b>	8-0	13-1	11-9		10-3	17-6	5 - 0
<b>LANGHAM CREEK</b>	2-12	4-15	3-18	3-10		8-13	0 - 5
<b>Tomball MEMORIA I</b>	11-10	4-5	9-12	6-17	13-8		2 - 3

District 23, Boys	COLLEGE PARK	CONROE	OAK RIDGE	TOMBALL	WESTSIDE	WOODLAND'S	Record
<b>COLLEGE PARK</b>		6-8	17-8	15-2	2-11	3-16	2 - 3
<b>CONROE</b>	8-6		15-11	10-3	8-21	9-15	3 - 2
<b>OAK RIDGE</b>	8-17	11-15		2-6	4-19	7-24	0 - 5
<b>TOMBALL</b>	2-15	3-10	6-2		1-16	2-20	1 - 4
<b>WESTSIDE</b>	11-2	21-8	19-4	16-1		10-4	5 - 0
<b>the WOODLAND'S</b>	16-3	15-9	24-7	20-2	4-10		4 - 1

District 24, Boys	CHAVEZ	LAMAR	MEMORIAL	Strake JESUIT	STRATFORD	Record
<b>CHAVEZ</b>		6-20	0-5	1-15	0-5	0 - 4
<b>LAMAR</b>	20-6		5-10	4-14	9-8	2 - 2
<b>MEMORIAL</b>	5-0	10-5		5-3	14-4	4 - 0
<b>Strake JESUIT</b>	15-1	14-4	3-5		15-2	3 - 1
<b>STRATFORD</b>	5-0	8-9	4-14	2-15		1 - 3

# T.I.S.C.A. WATER POLO - 2018

## SOUTH REGION III

District 31, Girls	CLEAR BROOK	CLEAR LAKE	DEER PARK	LaPORTE	NORTH SHORE	STERLING	Record
CLEAR BROOK		13-10	9-4	14-5	13-7	10-5	5 - 0
CLEAR LAKE	10-13		5-0	10-3	5-0	9-2	4 - 1
DEER PARK	4-9	0-5		12-11	0-5	10-14	1 - 4
LaPORTE	5-14	3-10	11-12		5-0	0-5	1 - 4
NORTH SHORE	7-13	0-5	5-0	0-5		0-5	1 - 4
STERLING	5-10	2-9	14-10	5-0	5-0		3 - 2
District 32, Girls	Galvez BALL	CLEAR CREEK	CLEAR FALLS	FRIENDSWOOD	TEXAS CITY	Record	
Galvez BALL		0-7	1-13	1-11	5-0	1 - 3	
CLEAR CREEK	7-0		9-10	13-12	5-0	3 - 1	
CLEAR FALLS	13-1	10-9		4-9	5-0	3 - 1	
FRIENDSWOOD	11-1	12-13	9-4		13-5	3 - 1	
TEXAS CITY	0-5	0-5	0-5	5-13		0 - 4	
District 33, Girls	CLEAR SPRINGS	DAWSON	DOBIE	PEARLAND	SHADOW CREEK	Record	
CLEAR SPRINGS		12-4	5-0	11-12	13-0	3 - 1	
DAWSON	4-12		5-0	5-14	14-3	2 - 2	
DOBIE	0-5	0-5		0-5	0-5	0 - 4	
PEARLAND	12-11	14-5	5-0		19-3	4 - 0	
SHADOW CREEK	0-13	3-14	5-0	3-19		1 - 3	
District 34, Girls	ALVIN	ANGLETON	BRAZOSWOOD	FOSTER	VICTORIA	Record	
ALVIN		14-7	2-8	2-6	11-7	2 - 2	
ANGLETON	7-14		4-19	3-17	5-0	1 - 3	
BRAZOSWOOD	8-2	19-4		3-7	16-6	3 - 1	
FOSTER	6-2	17-3	7-3		14-6	4 - 0	
VICTORIA ISD*	7-11	0-5	6-16	6-14		0 - 4	

District 31, Boys	CLEAR BROOK	CLEAR LAKE	DEER PARK	LaPORTE	NORTH SHORE	STERLING	Record
CLEAR BROOK		10-5	8-4	14-3	13-6	12-8	5 - 0
CLEAR LAKE	5-10		5-0	11-5	17-7	10-8	4 - 1
DEER PARK	4-8	0-5		3-13	0-5	1-10*	1 - 4
LaPORTE	3-14	5-11	13-3		8-10	3-15	1 - 4
NORTH SHORE	6-13	7-17	5-0	10-8		5-10	2 - 3
STERLING	8-12	8-10	10-1*	15-3	10-5		2 - 3
District 32, Boys	Galvez BALL	CLEAR CREEK	CLEAR FALLS	FRIENDSWOOD	TEXAS CITY	Record	
Galvez BALL		4-5	2-13	1-14	14-12	1 - 3	
CLEAR CREEK	5-4		8-5	6-12	11-6	3 - 1	
CLEAR FALLS	13-2	5-8		7-12	5-0	2 - 2	
FRIENDSWOOD	14-1	12-6	12-7		7-2	4 - 0	
TEXAS CITY	12-14	6-11	0-5	2-7		0 - 4	
District 33, Boys	CLEAR SPRINGS	DAWSON	DOBIE	PEARLAND	SHADOW CREEK	Record	
CLEAR SPRINGS		9-4	16-8	9-10	20-1	3 - 1	
DAWSON	4-9		23-5	7-8	18-3	2 - 2	
DOBIE	8-16	0-5		6-21	17-14	1 - 3	
PEARLAND	10-9	8-7	21-6		22-2	4 - 0	
SHADOW CREEK	1-20	3-18	14-17	2-22		0 - 4	
District 34, Boys	ALVIN	ANGLETON	BRAZOSWOOD	FOSTER	VICTORIA	Record	
ALVIN		5-0	7-20	5-18	15-8	2 - 2	
ANGLETON	0-5		0-5	0-5	5-0	1 - 3	
BRAZOSWOOD	20-7	5-0		5-10	25-3	3 - 1	
FOSTER	18-5	5-0	10-5		18-8	4 - 0	
VICTORIA ISD*	8-15	0-5	3-25	8-18		0 - 4	

# Region II - East (Houston)

## Qualifying Water Polo Tournament

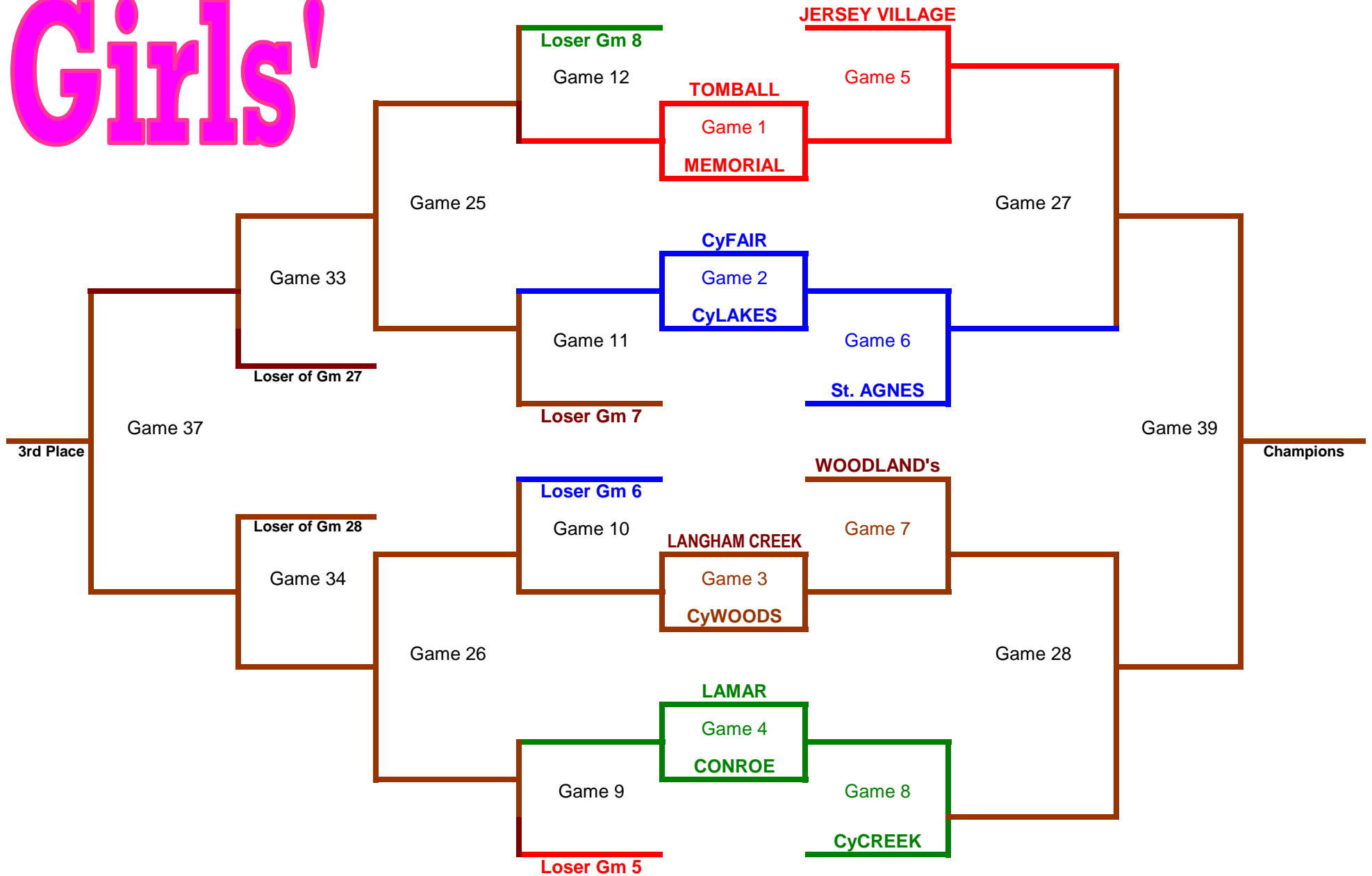
DAY	Game #	Time	Home Caps	vs	White Caps	
<b>T H U R S D A Y</b>	1	4:00 PM	<b>TOMBALL</b>	—	<b>MEMORIAL</b>	girls
	2	4:00 PM	<b>CyFAIR</b>	—	<b>CyLAKES</b>	girls
	3	4:55 PM	<b>LANGHAM CREEK</b>	—	<b>CyWOODS</b>	girls
	4	4:55 PM	<b>LAMAR</b>	—	<b>CONROE</b>	girls
	5	5:50 PM	<b>JERSEY VILLAGE</b>	—	<b>Winner Game #1</b>	girls
	6	5:50 PM	<b>Winner Game #2</b>	—	<b>St. AGNES</b>	girls
	7	6:45 PM	<b>WOODLAND's</b>	—	<b>Winner Game #3</b>	girls
	8	6:45 PM	<b>Winner Game #4</b>	—	<b>CyCREEK</b>	girls
	9	7:40 PM	<b>Loser Game #4</b>	—	<b>Loser Game #5</b>	girls
	10	7:40 PM	<b>Loser Game #6</b>	—	<b>Loser Game #3</b>	girls
	11	8:35 PM	<b>Loser Game #2</b>	—	<b>Loser Game #7</b>	girls
	12	8:35 PM	<b>Loser Game #8</b>	—	<b>Loser Game #1</b>	girls

DAY	Game #	Time	Home Caps	vs	White Caps	
<b>F R I D A Y</b>	13	4:00 PM	<b>WOODLAND's</b>	—	<b>LAMAR</b>	boys
	14	4:00 PM	<b>CyCREEK</b>	—	<b>CySPRINGS</b>	boys
	15	4:55 PM	<b>CyRIDGE</b>	—	<b>CyFAIR</b>	boys
	16	4:55 PM	<b>Strake JESUIT</b>	—	<b>CONROE</b>	boys
	17	5:50 PM	<b>JERSEY VILLAGE</b>	—	<b>Winner Game #13</b>	boys
	18	5:50 PM	<b>Winner Game #14</b>	—	<b>MEMORIAL</b>	boys
	19	6:45 PM	<b>WESTSIDE</b>	—	<b>Winner Game #15</b>	boys
	20	6:45 PM	<b>Winner Game #16</b>	—	<b>CyWOODS</b>	boys
	21	7:40 PM	<b>Loser Game #16</b>	—	<b>Loser Game #17</b>	boys
	22	7:40 PM	<b>Loser Game #18</b>	—	<b>Loser Game #15</b>	boys
	23	8:35 PM	<b>Loser Game #14</b>	—	<b>Loser Game #19</b>	boys
	24	8:35 PM	<b>Loser Game #20</b>	—	<b>Loser Game #13</b>	boys

DAY	Game #	Time	Home Caps	vs	White Caps	
<b>S A T U R D A Y</b>	25	8:00 AM	<b>Winner Game #12</b>	—	<b>Winner Game #11</b>	girls
	26	8:00 AM	<b>Winner Game #10</b>	—	<b>Winner Game #9</b>	girls
	27	8:55 AM	<b>Winner Game #5</b>	—	<b>Winner Game #6</b>	girls
	28	8:55 AM	<b>Winner Game #7</b>	—	<b>Winner Game #8</b>	girls
	29	9:50 AM	<b>Winner Game #24</b>	—	<b>Winner Game #23</b>	boys
	30	9:50 AM	<b>Winner Game #22</b>	—	<b>Winner Game #21</b>	boys
	31	10:45 AM	<b>Winner Game #17</b>	—	<b>Winner Game #18</b>	boys
	32	10:45 AM	<b>Winner Game #19</b>	—	<b>Winner Game #20</b>	boys
	33	11:40 AM	<b>Winner Game #25</b>	—	<b>Loser Game #27</b>	girls
	34	11:40 AM	<b>Loser Game #28</b>	—	<b>Winner Game #26</b>	girls
	35	12:35 PM	<b>Winner Game #29</b>	—	<b>Loser Game #31</b>	boys
	36	12:35 PM	<b>Loser Game #32</b>	—	<b>Winner Game #30</b>	boys
<i>Reconfiguration of Pool to Championship Set</i>						
37	2:30 PM	<b>Winner Game #33</b>	—	<b>Winner Game #34</b>	girls (3rd)	
38	3:30 PM	<b>Winner Game #35</b>	—	<b>Winner Game #36</b>	boys (3rd)	
39	4:30 PM	<b>Winner Game #27</b>	—	<b>Winner Game #28</b>	girls (1st)	
40	5:30 PM	<b>Winner Game #31</b>	—	<b>Winner Game #32</b>	boys (1st)	

# REGION II - East (Houston)

# Girls'

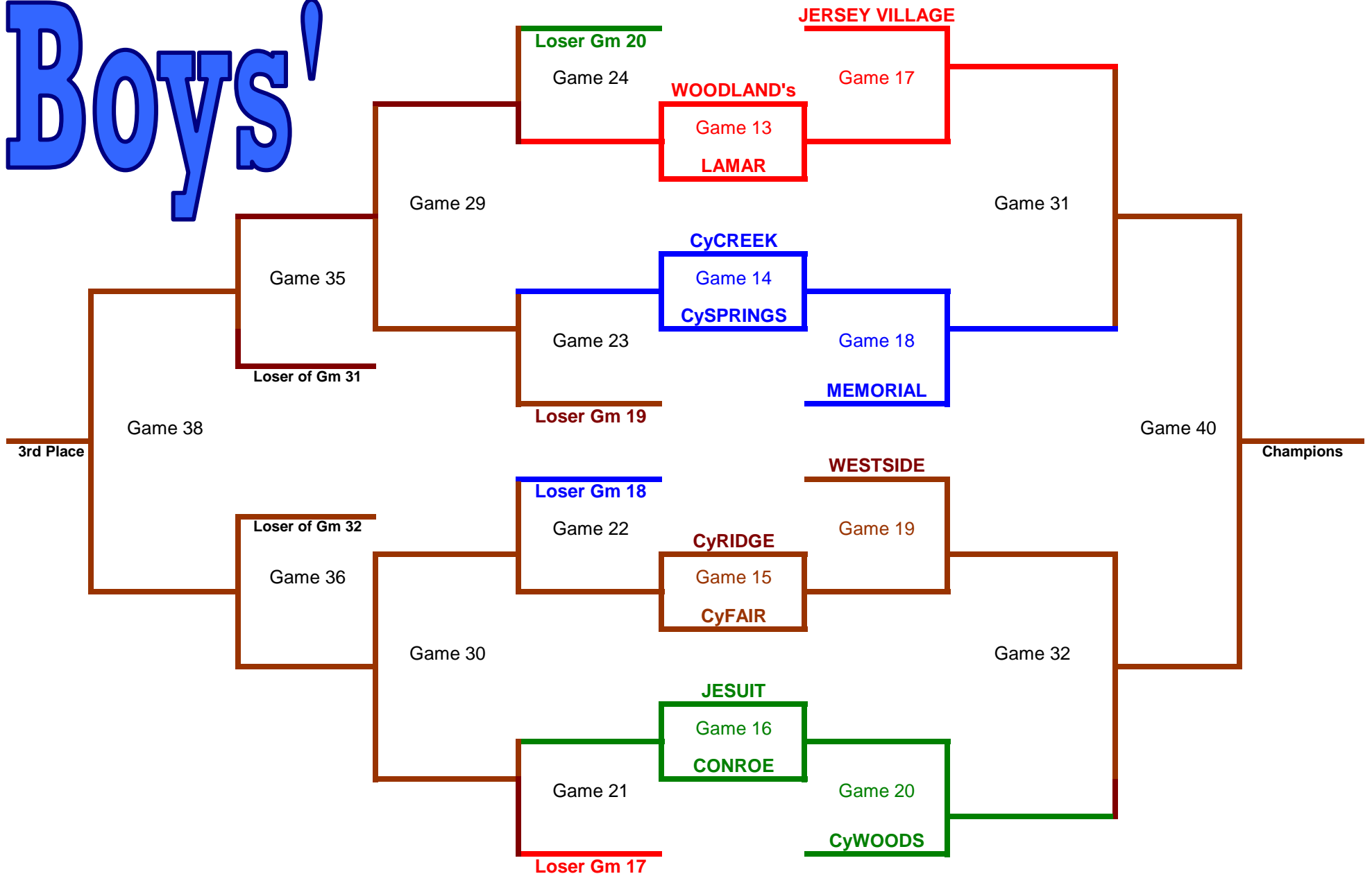


April 19-21, 2018

@ Cy-fair Natatorium

# REGION II - East (Houston)

# Boys!



April 19-21, 2018

@ Cy-fair Natatorium

# Region III - South (Houston)

## Qualifying Water Polo Tournament

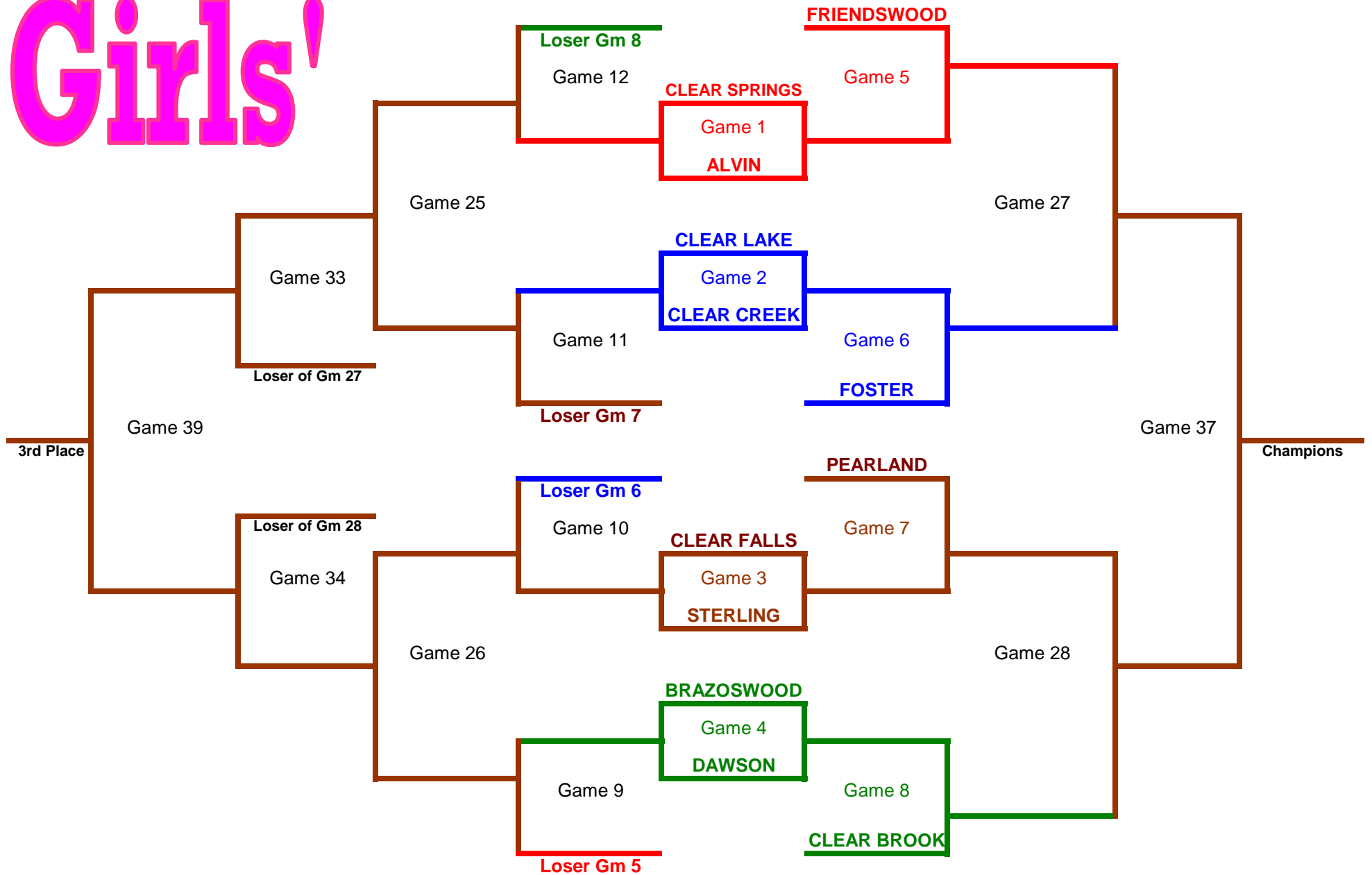
DAY	Game #	Time	Home Caps	vs	White Caps	
<b>T H U R S D A Y</b>	1	11:00 AM	CLEAR SPRINGS	---	ALVIN	girls
	2	11:00 AM	CLEAR LAKE	---	CLEAR CREEK	girls
	3	12:00 PM	CLEAR FALLS	---	STERLING	girls
	4	12:00 PM	BRAZOSWOOD	---	DAWSON	girls
	5	1:00 PM	FRIENDSWOOD	---	Winner Game #1	girls
	6	1:00 PM	Winner Game #2	---	FOSTER	girls
	7	2:00 PM	PEARLAND	---	Winner Game #3	girls
	8	2:00 PM	Winner Game #4	---	CLEAR BROOK	girls
	9	3:00 PM	Loser Game #4	---	Loser Game #5	girls
	10	3:00 PM	Loser Game #6	---	Loser Game #3	girls
	11	4:00 PM	Loser Game #2	---	Loser Game #7	girls
	12	4:00 PM	Loser Game #8	---	Loser Game #1	girls

DAY	Game #	Time	Home Caps	vs	White Caps	
<b>F R I D A Y</b>	13	11:00 AM	CLEAR SPRINGS	---	ALVIN	boys
	14	11:00 AM	CLEAR LAKE	---	CLEAR FALLS	boys
	15	12:00 PM	CLEAR CREEK	---	STERLING	boys
	16	12:00 PM	BRAZOSWOOD	---	DAWSON	boys
	17	1:00 PM	FRIENDSWOOD	---	Winner Game #13	boys
	18	1:00 PM	Winner Game #14	---	FOSTER	boys
	19	2:00 PM	PEARLAND	---	Winner Game #15	boys
	20	2:00 PM	Winner Game #16	---	CLEAR BROOK	boys
	21	3:00 PM	Loser Game #16	---	Loser Game #17	boys
	22	3:00 PM	Loser Game #18	---	Loser Game #15	boys
	23	4:00 PM	Loser Game #14	---	Loser Game #19	boys
	24	4:00 PM	Loser Game #20	---	Loser Game #13	boys

DAY	Game #	Time	Home Caps	vs	White Caps	
<b>S A T U R D A Y</b>	25	9:00 AM	Winner Game #12	---	Winner Game #11	girls
	26	9:00 AM	Winner Game #10	---	Winner Game #9	girls
	27	10:00 AM	Winner Game #5	---	Winner Game #6	girls
	28	10:00 AM	Winner Game #7	---	Winner Game #8	girls
	29	11:00 AM	Winner Game #24	---	Winner Game #23	boys
	30	11:00 AM	Winner Game #22	---	Winner Game #21	boys
	31	12:00 PM	Winner Game #17	---	Winner Game #18	boys
	32	12:00 PM	Winner Game #19	---	Winner Game #20	boys
	33	1:00 PM	Winner Game #25	---	Loser Game #27	girls
	34	1:00 PM	Loser Game #28	---	Winner Game #26	girls
	35	2:00 PM	Winner Game #29	---	Loser Game #31	boys
	36	2:00 PM	Loser Game #32	---	Winner Game #30	boys
37	3:00 PM	Winner Game #27	---	Winner Game #28	girls (1st)	
38	4:00 PM	Winner Game #31	---	Winner Game #32	boys (1st)	
39	5:00 PM	Winner Game #33	---	Winner Game #34	girls (3rd)	
40	6:00 PM	Winner Game #35	---	Winner Game #36	boys (3rd)	

# REGION III - South (Houston)

# Girls'



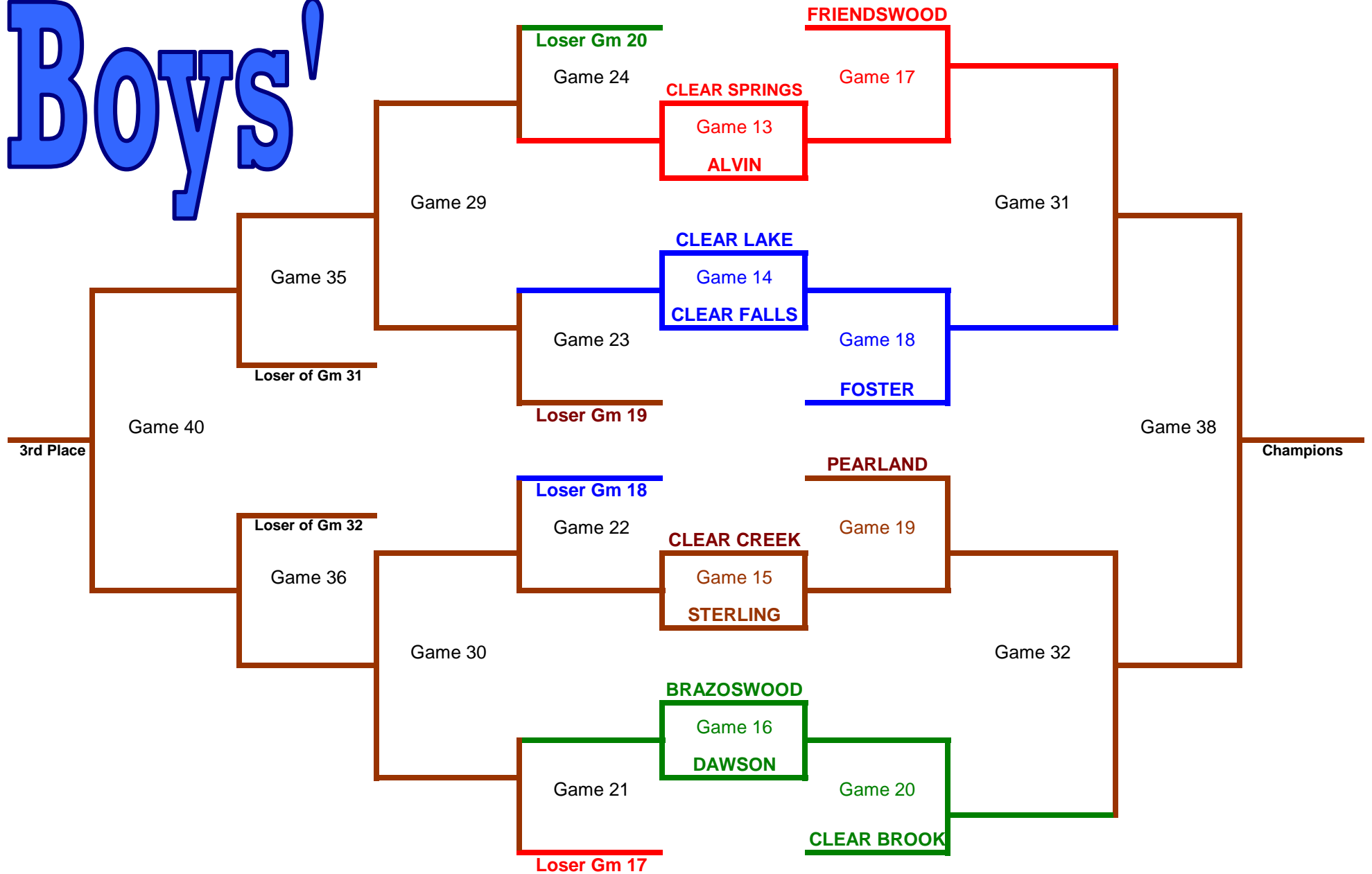
April 19-21, 2018

@ Pearland Natatorium



# REGION III - South (Houston)

# Boys!



April 19-21, 2018

@ Pearland Natatorium